

**CH | CABLE CRIMPING HEADS**

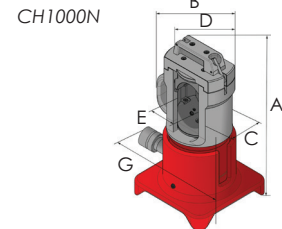
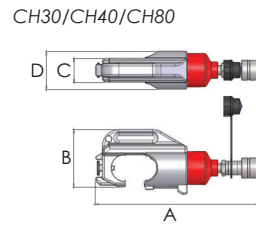
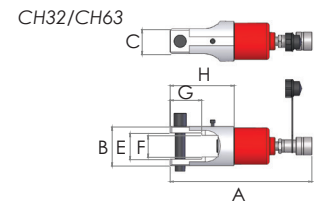
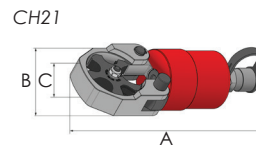


Choice of 7 models available

180 degree rotating head for easy fitment

Working pressure 700 bar

- ▶ Open 'C' jaw or parallel guide design
- ▶ 180° rotating head for easy access in confined spaces
- ▶ Fitted with quick connect coupling for easy connection to 700 bar rated hydraulic pump
- ▶ Supplied with standard die sets and carrying case
- ▶ Suitable foot operated pump assembly detailed on page 33
- ▶ Model CH21 is suitable for crimping non-insulated terminals up to 240 mm<sup>2</sup>
- ▶ Models CH30, CH32 & CH40 are suitable for crimping connectors up to 400 mm<sup>2</sup>
- ▶ Models CH63 & CH80 are suitable for crimping connectors up to 630 mm<sup>2</sup>
- ▶ Model CH1000N is suitable for crimping distribution and transmission lines up to 1000 mm<sup>2</sup>



Crimping heads complete with die sets:

Model number	Output (tonnes)	C-Jaw opening	Applicable range DIN (mm <sup>2</sup> )	Standard dies (mm <sup>2</sup> )	Length (mm)	Weight (kg)	Dimensions (mm)								
							A	B	C	D	E	F	G	H	
CH21	10	not applicable	16-240	With die (4pcs) 16-25, 35-70, 70-185, 240 Female die (1pc) 25-35, 50-70, 95-120, 150-185, 240	210	3.0	278	88	28	-	-	-	-	-	-
CH30	10	30 mm	35-400	With die 35, 50, 70, 95, 120, 150, 185, 240, 300, 400	220	4.0	294	105	43	68	-	-	-	-	-
CH32	16	not applicable	16-400	With die (4pcs) 16, 25-35, 50-120, 150-400 Female die (8pcs) 16-25, 35-70, 95-120, 150, 185, 240, 300, 400	210	3.6	284	78	50	-	53	43	63	96	-
CH40	10	42 mm	35-400	With die 35, 50, 70, 95, 120, 150, 185, 240, 300, 400	245	4.8	326	113	43	74	-	-	-	-	-
CH63	16	not applicable	35-630	With die 35, 50, 70, 95, 120, 150, 185, 240, 300, 400, 500, 630	240	4.8	319	78	50	-	49	-	163	-	-
CH80	13	50 mm	35-630	With die 35, 50, 70, 95, 120, 150, 185, 240, 300, 400, 500, 630	374	7.0	374	110	26	64	-	-	-	-	-
CH1000N	53	not applicable	500-1000	With die 500, 630, 800, 1000	450	30.7	395	210	90	170	82	-	240	-	-

Complete set:

Model number	Description
CHP21	Comprehensive kit, comprising of crimper head CH21, manually operated foot pump HP227FPC and steel box CSB1
CHP30	Comprehensive kit, comprising of crimper head CH30, manually operated foot pump HP227FPC and steel box CSB1
CHP32	Comprehensive kit, comprising of crimper head CH32, manually operated foot pump HP227FPC and steel box CSB1
CHP40	Comprehensive kit, comprising of crimper head CH40, manually operated foot pump HP227FPC and steel box CSB1
CHP63	Comprehensive kit, comprising of crimper head CH63, manually operated foot pump HP227FPC and steel box CSB1
CHP80	Comprehensive kit, comprising of crimper head CH80, manually operated foot pump HP227FPC and steel box CSB1

*Note: Models CH21 & CH32 are supplied with single indent dies, all other models are supplied with hexagonal dies.*

**OPTIONAL DIE SETS**

Model number	Description
CD10	Die set 10 mm <sup>2</sup> , suitable for crimping tool CH30, CH40 & CH63
CD16	Die set 16 mm <sup>2</sup> , suitable for crimping tool CH30, CH40 & CH63
CD25	Die set 25 mm <sup>2</sup> , suitable for crimping tool CH30, CH40 & CH63