

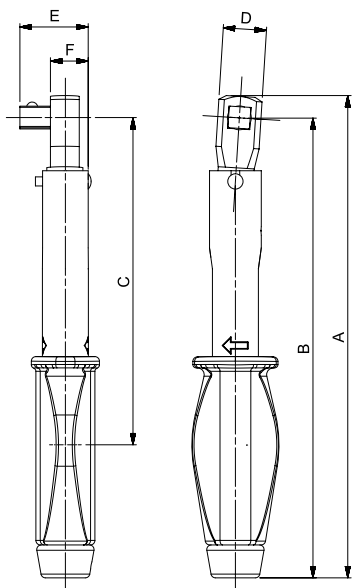


SLIMLINE™ TORQUE WRENCHES



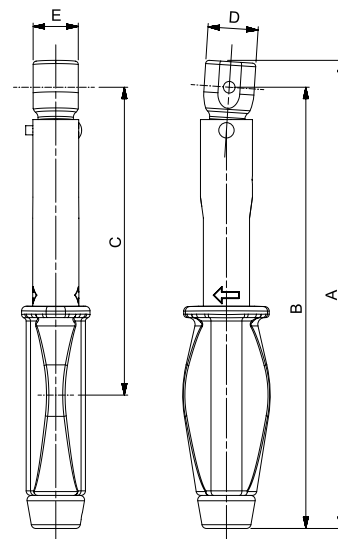
SLO Fixed Head

| Model | SLO 3/4" Fixed Head |
|-----------------|---------------------|
| Part Number | 11125 11089 |
| Dimensions (mm) | A 213 |
| | B 203 |
| | C 145 |
| | D 19 |
| | E 30 |
| | F 17 |
| Weight (kg) | 0.4 |



SLO Female Torque Handle

| Model | SLO FTH |
|-----------------|----------------|
| Part Number | 11122 11088 |
| Dimensions (mm) | A 205 |
| | B 194 |
| | C 135 |
| | D 22 |
| | E 20 |
| Weight (kg) | 0.4 |



PROFESSIONAL TORQUE WRENCHES MODEL 5

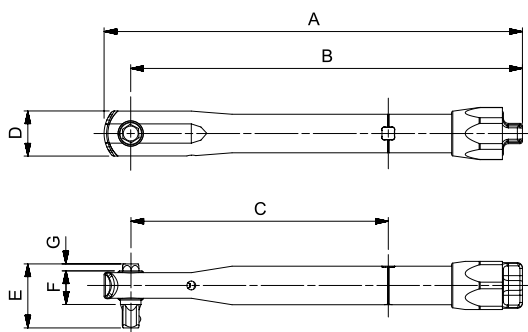


The Model 5 is a unique torque wrench that offers the convenience of interchangeable 1/4" hexagon bits. (ISO 1173:2001 Form C drive bits).

- Accuracy meets the requirements of ISO 6789-1:2017
- Non-length dependent. The Model 5 remains accurate regardless of hand position
- Supplied in a storage case. The case allows space for the storage of additional drive bits

| 2 | ADJUSTABLE |
|-------|--|
| 13001 | Pro 5, 1/4" female hex, 1 - 5 N·m |
| 13002 | Pro 5, 1/4" female hex, 10 - 50 lbf·in |
| 13003 | Pro 5, 1/4" female hex, 10 - 50 kgf·cm |

| Model | Adjustable | 'P' Type |
|-----------------|-------------------------|-------------------------|
| Part Number | 13001 13002 13003 | 13004 13005 13006 |
| Dimensions (mm) | A 165 | 157 |
| | B 155 | 147 |
| | C 102 | 102 |
| | D 18 | 18 |
| | E 25 | 25 |
| | F 13 | 13 |
| | G 2.8 | 2.8 |
| Weight (kg) | 0.1 | 0.1 |



Also available as Production 'P' Types, preventing unauthorised alteration of torque setting. No external calibration equipment is required to set the Model 5 'P' Type.

| 2 | PRODUCTION 'P' TYPE |
|-------|--|
| 13004 | Pro 5, 1/4" female hex, 1 - 5 N·m |
| 13005 | Pro 5, 1/4" female hex, 10 - 50 lbf·in |
| 13006 | Pro 5, 1/4" female hex, 10 - 50 kgf·cm |
| 8 | MODEL 5 SPARES |
| 28900 | 1/4" Hex to 1/4" male square drive |



Model 5 'P' Type in storage case