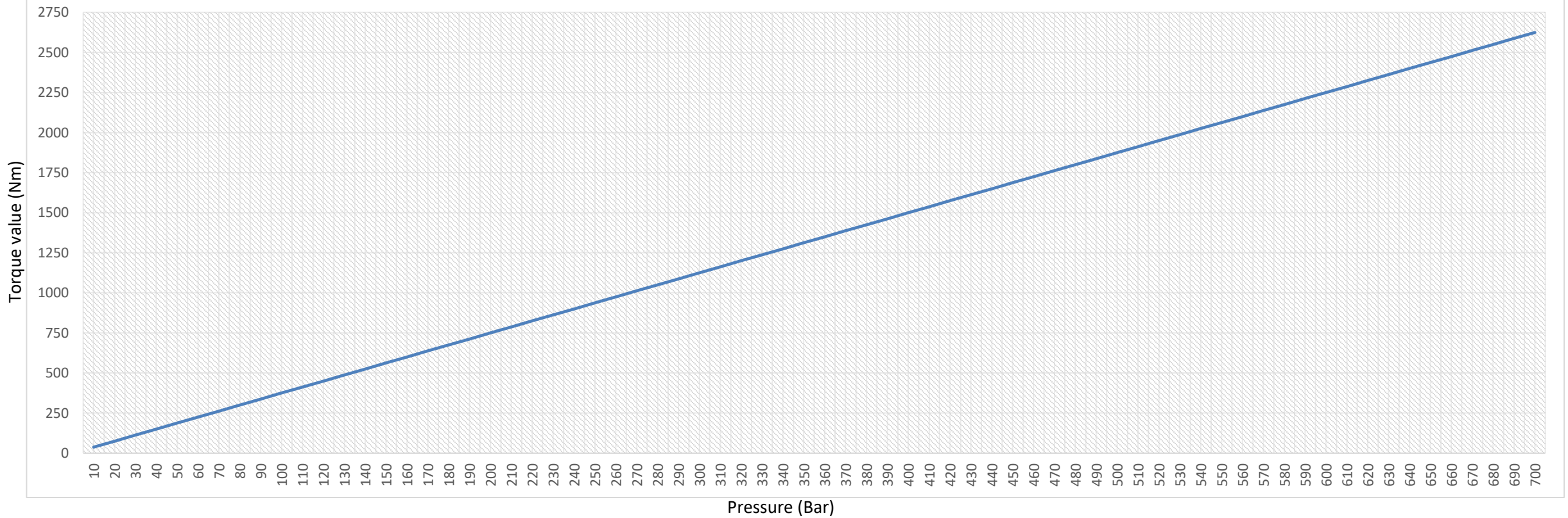
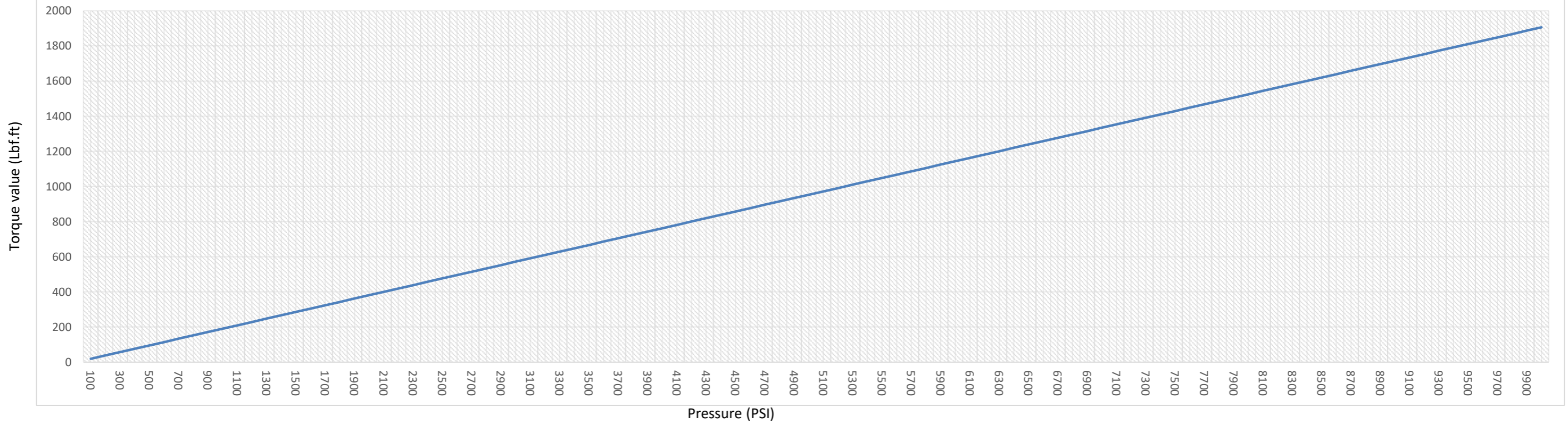


TWH27N Torque/Pressure Conversion Chart (Nm/Bar) Hex link AF Range 1.1/16"to 1.13/16"(24mm to 46mm)



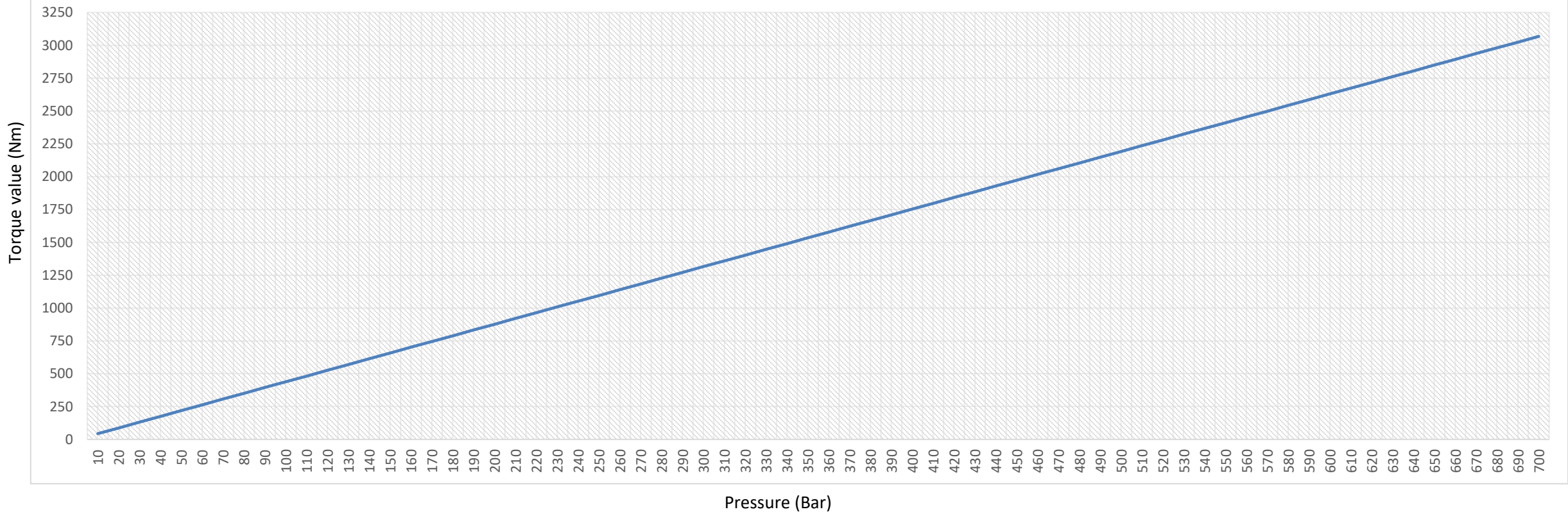
Hydraulic pressure (Bar)	Torque value (Nm)	Hydraulic pressure (Bar)	Torque value (Nm)	Hydraulic pressure (Bar)	Torque value (Nm)	Hydraulic pressure (Bar)	Torque value (Nm)	Hydraulic pressure (Bar)	Torque value (Nm)	Hydraulic pressure (Bar)	Torque value (Nm)	Hydraulic pressure (Bar)	Torque value (Nm)
10	38	110	413	210	788	310	1163	410	1538	510	1913	610	2288
20	75	120	450	220	825	320	1200	420	1575	520	1950	620	2325
30	113	130	488	230	863	330	1238	430	1613	530	1988	630	2363
40	150	140	525	240	900	340	1275	440	1650	540	2025	640	2400
50	188	150	563	250	938	350	1313	450	1688	550	2063	650	2438
60	225	160	600	260	975	360	1350	460	1725	560	2100	660	2475
70	263	170	638	270	1013	370	1388	470	1763	570	2138	670	2513
80	300	180	675	280	1050	380	1425	480	1800	580	2175	680	2550
90	338	190	713	290	1088	390	1463	490	1838	590	2213	690	2588
100	375	200	750	300	1125	400	1500	500	1875	600	2250	700	2625

TWH27N Torque/Pressure Conversion Chart (Lbf.ft/PSI)
Hex link AF Range 1.1/6" to 1.13/16" (24mm to 46mm)



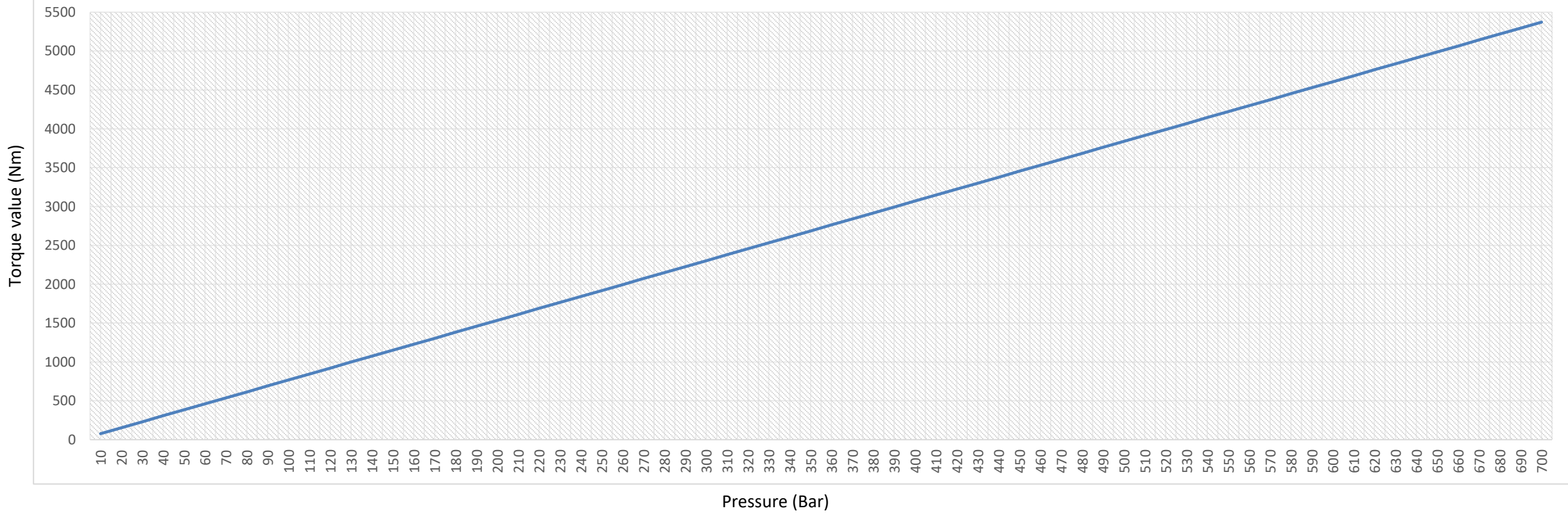
Hydraulic pressure (PSI)	Torque value (Lbf.ft)	Hydraulic pressure (PSI)	Torque value (Lbf.ft)	Hydraulic pressure (PSI)	Torque value (Lbf.ft)	Hydraulic pressure (PSI)	Torque value (Lbf.ft)	Hydraulic pressure (PSI)	Torque value (Lbf.ft)	Hydraulic pressure (PSI)	Torque value (Lbf.ft)	Hydraulic pressure (PSI)	Torque value (Lbf.ft)	Hydraulic pressure (PSI)	Torque value (Lbf.ft)	Hydraulic pressure (PSI)	Torque value (Lbf.ft)	Hydraulic pressure (PSI)	Torque value (Lbf.ft)
100	19	1100	210	2100	400	3100	591	4100	781	5100	972	6100	1163	7100	1353	8100	1544	9100	1734
200	38	1200	229	2200	419	3200	610	4200	801	5200	991	6200	1182	7200	1372	8200	1563	9200	1754
300	57	1300	248	2300	438	3300	629	4300	820	5300	1010	6300	1201	7300	1391	8300	1582	9300	1773
400	76	1400	267	2400	457	3400	648	4400	839	5400	1029	6400	1220	7400	1410	8400	1601	9400	1792
500	95	1500	286	2500	477	3500	667	4500	858	5500	1048	6500	1239	7500	1430	8500	1620	9500	1811
600	114	1600	305	2600	496	3600	686	4600	877	5600	1067	6600	1258	7600	1449	8600	1639	9600	1830
700	133	1700	324	2700	515	3700	705	4700	896	5700	1086	6700	1277	7700	1468	8700	1658	9700	1849
800	152	1800	343	2800	534	3800	724	4800	915	5800	1105	6800	1296	7800	1487	8800	1677	9800	1868
900	172	1900	362	2900	553	3900	743	4900	934	5900	1125	6900	1315	7900	1506	8900	1696	9900	1887
1000	191	2000	381	3000	572	4000	762	5000	953	6000	1144	7000	1334	8000	1525	9000	1715	10000	1906

TWH27N Torque/Pressure Conversion Chart (Nm/Bar) Hex link AF Range 2" to 2.3/8" (50mm to 60mm)



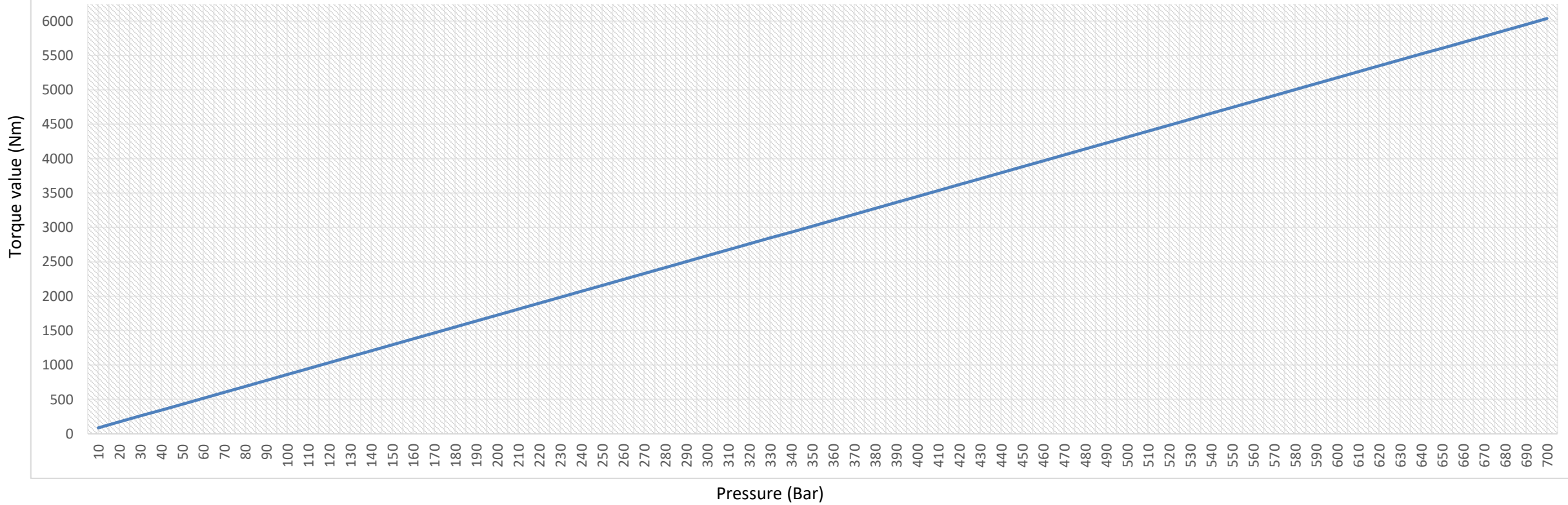
Hydraulic pressure (Bar)	Torque value (Nm)	Hydraulic pressure (Bar)	Torque value (Nm)	Hydraulic pressure (Bar)	Torque value (Nm)	Hydraulic pressure (Bar)	Torque value (Nm)	Hydraulic pressure (Bar)	Torque value (Nm)	Hydraulic pressure (Bar)	Torque value (Nm)	Hydraulic pressure (Bar)	Torque value (Nm)
10	44	110	482	210	920	310	1359	410	1797	510	2235	610	2674
20	88	120	526	220	964	320	1403	420	1841	520	2279	620	2717
30	131	130	570	230	1008	330	1446	430	1885	530	2323	630	2761
40	175	140	614	240	1052	340	1490	440	1928	540	2367	640	2805
50	219	150	657	250	1096	350	1534	450	1972	550	2411	650	2849
60	263	160	701	260	1140	360	1578	460	2016	560	2454	660	2893
70	307	170	745	270	1183	370	1622	470	2060	570	2498	670	2937
80	351	180	789	280	1227	380	1665	480	2104	580	2542	680	2980
90	394	190	833	290	1271	390	1709	490	2148	590	2586	690	3024
100	438	200	877	300	1315	400	1753	500	2191	600	2630	700	3068

TWH54N Torque/Pressure Conversion Chart (Nm/Bar) Hex link AF Range 1.7/16" to 2.9/16" (36mm to 65mm)



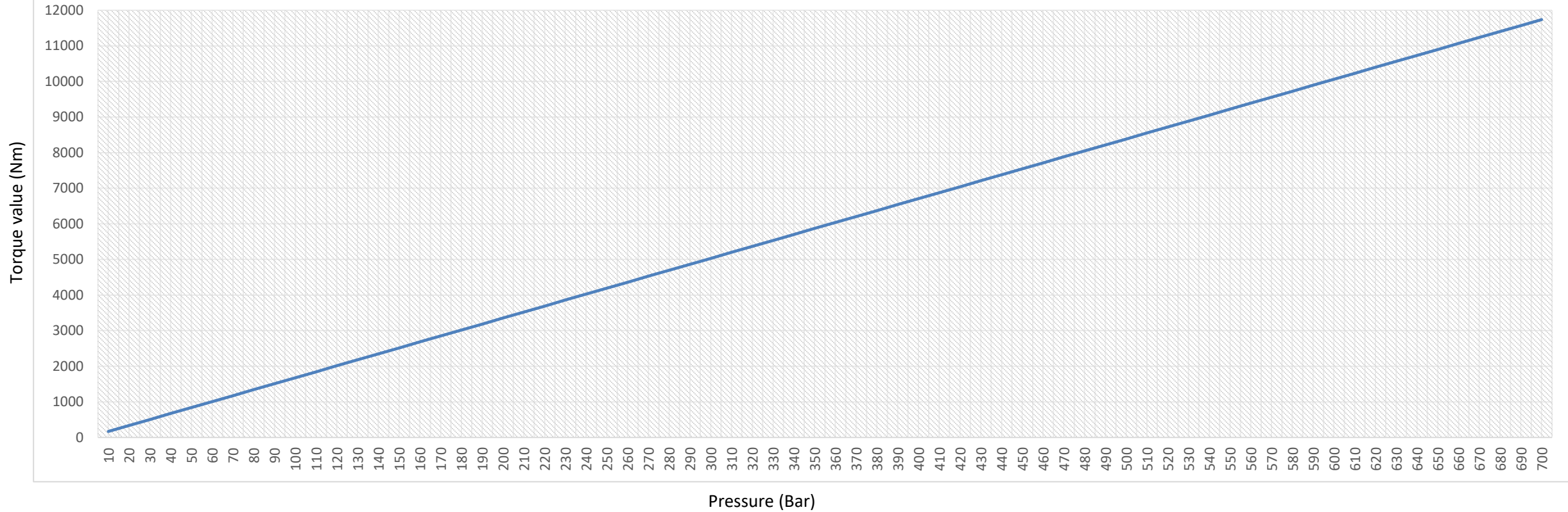
Hydraulic pressure (Bar)	Torque value (Nm)	Hydraulic pressure (Bar)	Torque value (Nm)	Hydraulic pressure (Bar)	Torque value (Nm)	Hydraulic pressure (Bar)	Torque value (Nm)	Hydraulic pressure (Bar)	Torque value (Nm)	Hydraulic pressure (Bar)	Torque value (Nm)	Hydraulic pressure (Bar)	Torque value (Nm)
10	77	110	844	210	1612	310	2379	410	3146	510	3914	610	4681
20	153	120	921	220	1688	320	2456	420	3223	520	3991	620	4758
30	230	130	998	230	1765	330	2533	430	3300	530	4067	630	4835
40	307	140	1074	240	1842	340	2609	440	3377	540	4144	640	4912
50	384	150	1151	250	1919	350	2686	450	3453	550	4221	650	4988
60	460	160	1228	260	1995	360	2763	460	3530	560	4298	660	5065
70	537	170	1305	270	2072	370	2839	470	3607	570	4374	670	5142
80	614	180	1381	280	2149	380	2916	480	3684	580	4451	680	5219
90	691	190	1458	290	2226	390	2993	490	3760	590	4528	690	5295
100	767	200	1535	300	2302	400	3070	500	3837	600	4605	700	5372

TWH54N Torque/Pressure Conversion Chart (Nm/Bar) Hex link AF Range 2.3/4" to 3.1/8" (70mm to 80mm)



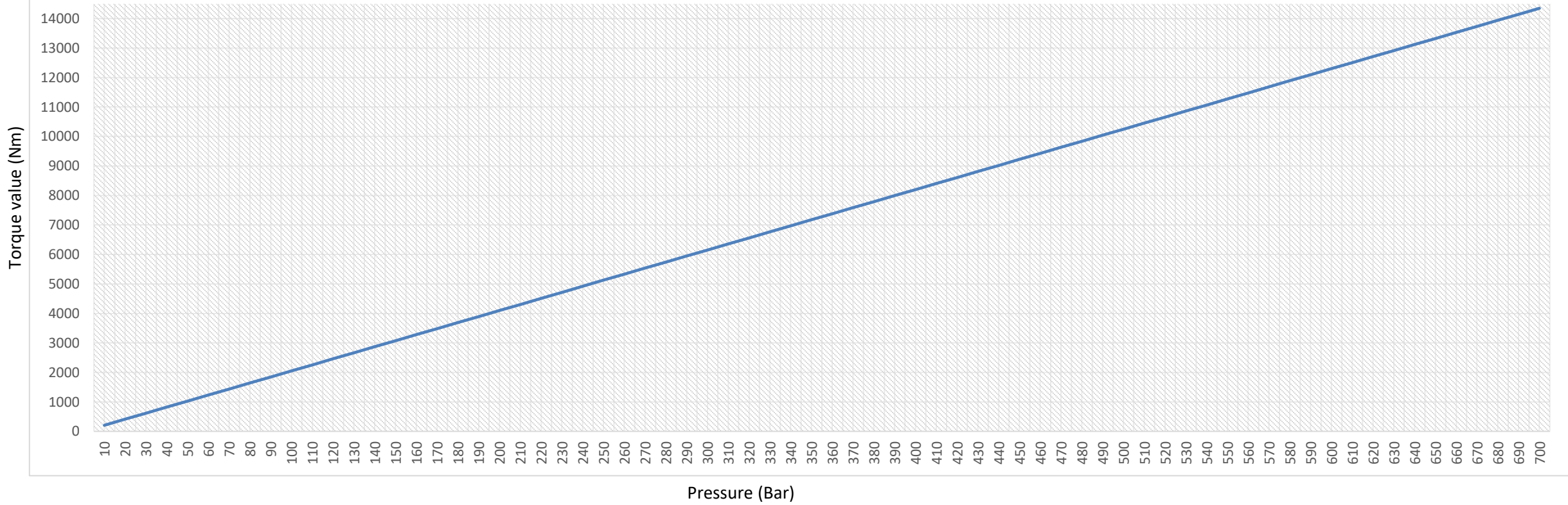
Hydraulic pressure (Bar)	Torque value (Nm)	Hydraulic pressure (Bar)	Torque value (Nm)	Hydraulic pressure (Bar)	Torque value (Nm)	Hydraulic pressure (Bar)	Torque value (Nm)	Hydraulic pressure (Bar)	Torque value (Nm)	Hydraulic pressure (Bar)	Torque value (Nm)	Hydraulic pressure (Bar)	Torque value (Nm)
10	86	110	949	210	1811	310	2674	410	3536	510	4398	610	5261
20	172	120	1035	220	1897	320	2760	420	3622	520	4485	620	5347
30	259	130	1121	230	1984	330	2846	430	3708	530	4571	630	5433
40	345	140	1207	240	2070	340	2932	440	3795	540	4657	640	5520
50	431	150	1294	250	2156	350	3019	450	3881	550	4743	650	5606
60	517	160	1380	260	2242	360	3105	460	3967	560	4830	660	5692
70	604	170	1466	270	2329	370	3191	470	4053	570	4916	670	5778
80	690	180	1552	280	2415	380	3277	480	4140	580	5002	680	5865
90	776	190	1639	290	2501	390	3363	490	4226	590	5088	690	5951
100	862	200	1725	300	2587	400	3450	500	4312	600	5175	700	6037

TWH120N Torque/Pressure Conversion Chart (Nm/Bar) Hex link AF Range 2.3/16" to 3.1/8" (50mm to 80mm)



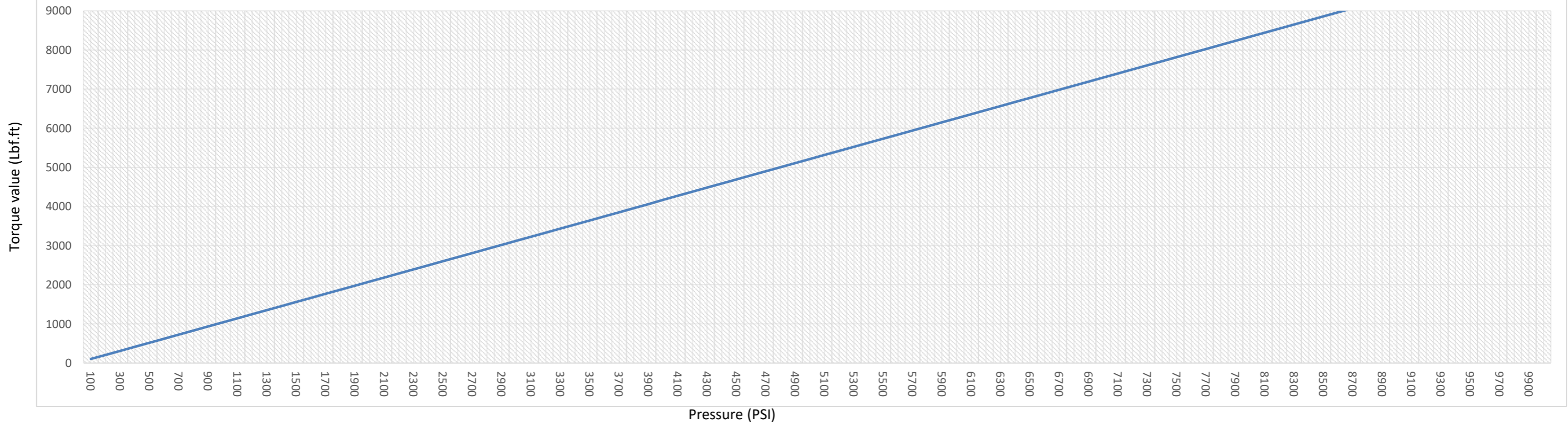
Hydraulic pressure (Bar)	Torque value (Nm)	Hydraulic pressure (Bar)	Torque value (Nm)	Hydraulic pressure (Bar)	Torque value (Nm)	Hydraulic pressure (Bar)	Torque value (Nm)	Hydraulic pressure (Bar)	Torque value (Nm)	Hydraulic pressure (Bar)	Torque value (Nm)	Hydraulic pressure (Bar)	Torque value (Nm)
10	168	110	1844	210	3521	310	5198	410	6875	510	8551	610	10228
20	335	120	2012	220	3689	320	5365	420	7042	520	8719	620	10396
30	503	130	2180	230	3856	330	5533	430	7210	530	8887	630	10563
40	671	140	2347	240	4024	340	5701	440	7378	540	9054	640	10731
50	838	150	2515	250	4192	350	5869	450	7545	550	9222	650	10899
60	1006	160	2683	260	4359	360	6036	460	7713	560	9390	660	11066
70	1174	170	2850	270	4527	370	6204	470	7881	570	9557	670	11234
80	1341	180	3018	280	4695	380	6372	480	8048	580	9725	680	11402
90	1509	190	3186	290	4862	390	6539	490	8216	590	9893	690	11569
100	1677	200	3353	300	5030	400	6707	500	8384	600	10060	700	11737

TWH120N Torque/Pressure Conversion Chart (Nm/Bar) Hex link AF Range 3.1/2" to 3.7/8" (85mm to 100mm)



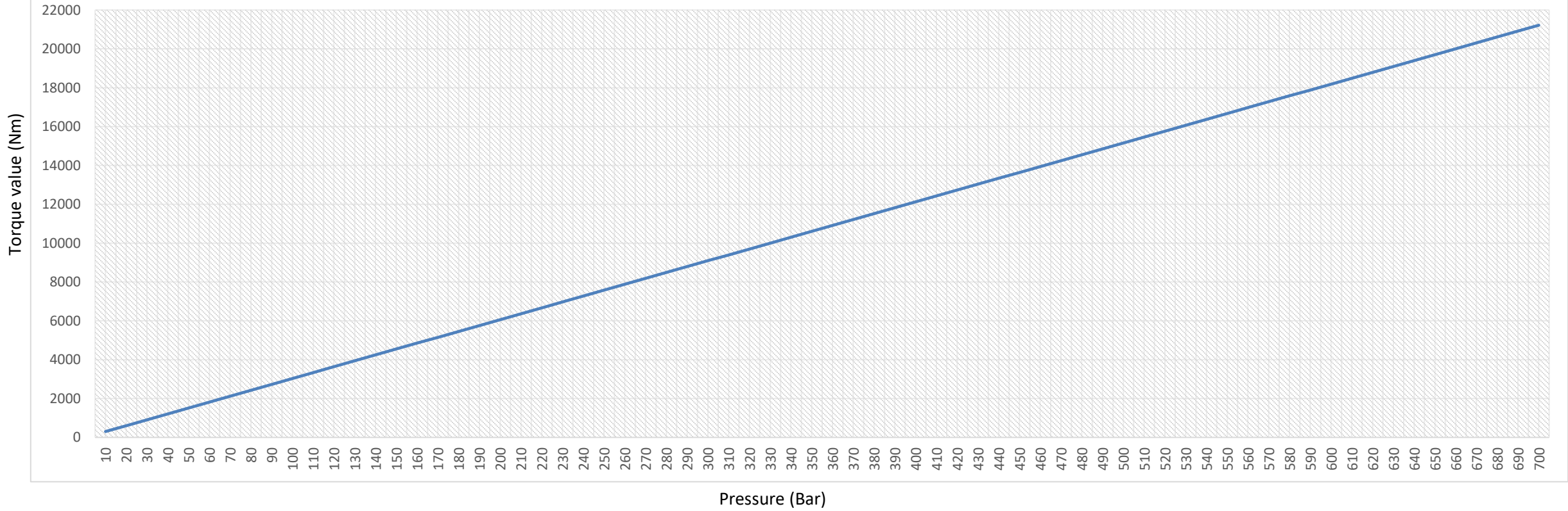
Hydraulic pressure (Bar)	Torque value (Nm)	Hydraulic pressure (Bar)	Torque value (Nm)	Hydraulic pressure (Bar)	Torque value (Nm)	Hydraulic pressure (Bar)	Torque value (Nm)	Hydraulic pressure (Bar)	Torque value (Nm)	Hydraulic pressure (Bar)	Torque value (Nm)	Hydraulic pressure (Bar)	Torque value (Nm)
10	205	110	2255	210	4305	310	6355	410	8404	510	10454	610	12504
20	410	120	2460	220	4510	320	6560	420	8609	520	10659	620	12709
30	615	130	2665	230	4715	330	6765	430	8814	530	10864	630	12914
40	820	140	2870	240	4920	340	6970	440	9019	540	11069	640	13119
50	1025	150	3075	250	5125	350	7175	450	9224	550	11274	650	13324
60	1230	160	3280	260	5330	360	7379	460	9429	560	11479	660	13529
70	1435	170	3485	270	5535	370	7584	470	9634	570	11684	670	13734
80	1640	180	3690	280	5740	380	7789	480	9839	580	11889	680	13939
90	1845	190	3895	290	5945	390	7994	490	10044	590	12094	690	14144
100	2050	200	4100	300	6150	400	8199	500	10249	600	12299	700	14349

TWH120N Torque/Pressure Conversion Chart (Lbf.ft/PSI) Hex link AF Range 3.1/2" to 3.7/8" (85mm to 100mm)



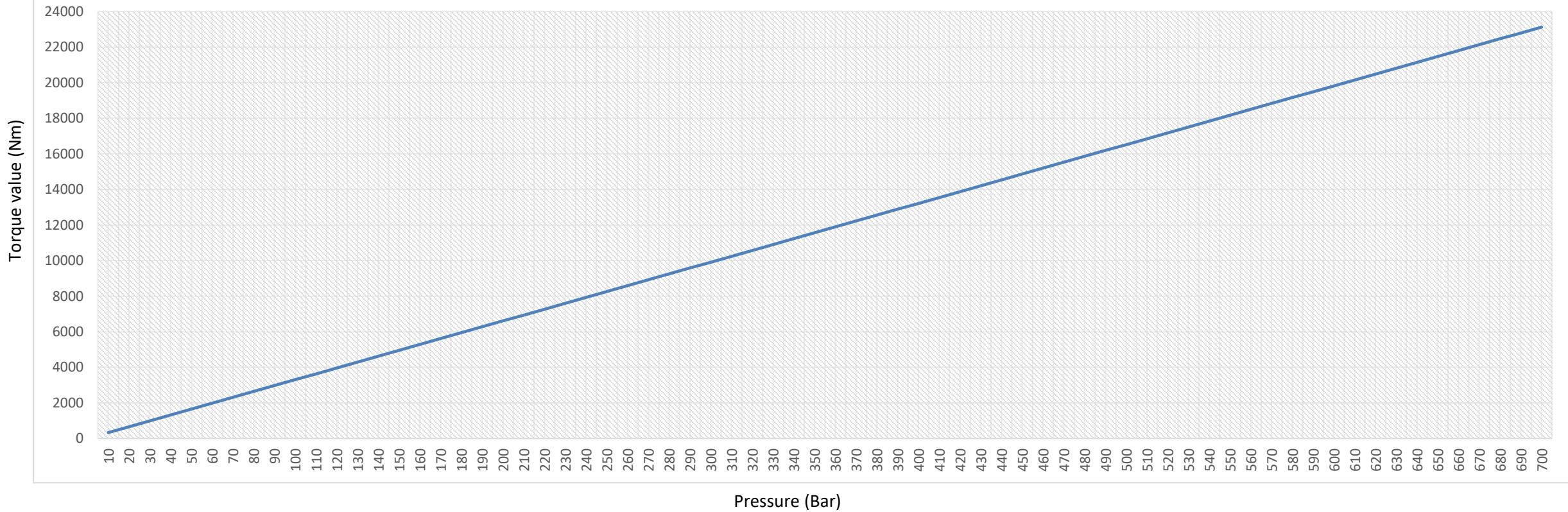
Hydraulic pressure (PSI)	Torque value (Lbf.ft)	Hydraulic pressure (PSI)	Torque value (Lbf.ft)	Hydraulic pressure (PSI)	Torque value (Lbf.ft)	Hydraulic pressure (PSI)	Torque value (Lbf.ft)	Hydraulic pressure (PSI)	Torque value (Lbf.ft)	Hydraulic pressure (PSI)	Torque value (Lbf.ft)	Hydraulic pressure (PSI)	Torque value (Lbf.ft)	Hydraulic pressure (PSI)	Torque value (Lbf.ft)	Hydraulic pressure (PSI)	Torque value (Lbf.ft)
100	104	1100	1146	2100	2188	3100	3230	4100	4272	5100	5314	6100	6356	7100	7397	8100	8439
200	208	1200	1250	2200	2292	3200	3334	4200	4376	5200	5418	6200	6460	7200	7502	8200	8544
300	313	1300	1354	2300	2396	3300	3438	4300	4480	5300	5522	6300	6564	7300	7606	8300	8648
400	417	1400	1459	2400	2501	3400	3542	4400	4584	5400	5626	6400	6668	7400	7710	8400	8752
500	521	1500	1563	2500	2605	3500	3647	4500	4689	5500	5730	6500	6772	7500	7814	8500	8856
600	625	1600	1667	2600	2709	3600	3751	4600	4793	5600	5835	6600	6877	7600	7918	8600	8960
700	729	1700	1771	2700	2813	3700	3855	4700	4897	5700	5939	6700	6981	7700	8023	8700	9065
800	834	1800	1875	2800	2917	3800	3959	4800	5001	5800	6043	6800	7085	7800	8127	8800	9169
900	938	1900	1980	2900	3022	3900	4063	4900	5105	5900	6147	6900	7189	7900	8231	8900	9273
1000	1042	2000	2084	3000	3126	4000	4168	5000	5210	6000	6251	7000	7293	8000	8335	9000	9377
																10000	10419

TWH210N Torque/Pressure Conversion Chart (Nm/Bar) Hex link AF Range 2.3/4" to 3.7/8" (70mm to 100mm)



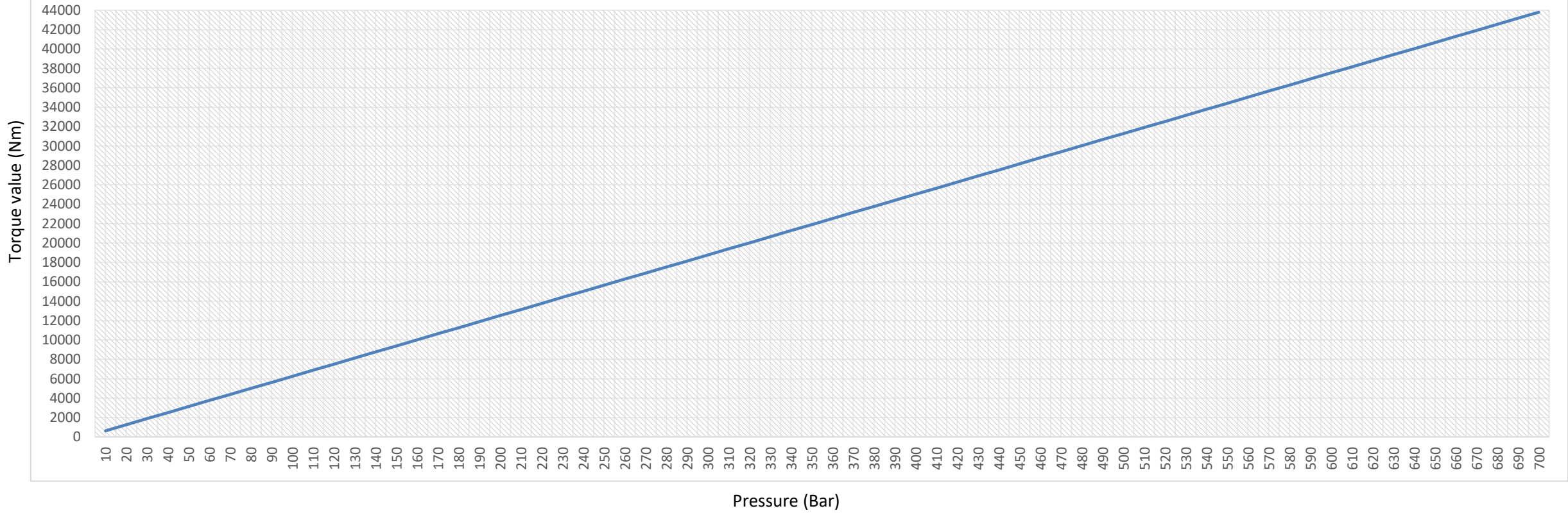
Hydraulic pressure (Bar)	Torque value (Nm)	Hydraulic pressure (Bar)	Torque value (Nm)	Hydraulic pressure (Bar)	Torque value (Nm)	Hydraulic pressure (Bar)	Torque value (Nm)	Hydraulic pressure (Bar)	Torque value (Nm)	Hydraulic pressure (Bar)	Torque value (Nm)	Hydraulic pressure (Bar)	Torque value (Nm)
10	303	110	3334	210	6365	310	9396	410	12427	510	15457	610	18488
20	606	120	3637	220	6668	320	9699	420	12730	520	15760	620	18791
30	909	130	3940	230	6971	330	10002	430	13033	530	16064	630	19094
40	1212	140	4243	240	7274	340	10305	440	13336	540	16367	640	19397
50	1515	150	4546	250	7577	350	10608	450	13639	550	16670	650	19701
60	1819	160	4849	260	7880	360	10911	460	13942	560	16973	660	20004
70	2122	170	5152	270	8183	370	11214	470	14245	570	17276	670	20307
80	2425	180	5456	280	8486	380	11517	480	14548	580	17579	680	20610
90	2728	190	5759	290	8789	390	11820	490	14851	590	17882	690	20913
100	3031	200	6062	300	9093	400	12123	500	15154	600	18185	700	21216

TWH210N Torque/Pressure Conversion Chart (Nm/Bar) Hex link AF Range 4.1/4" to 4.5/8" (105mm to 115mm)



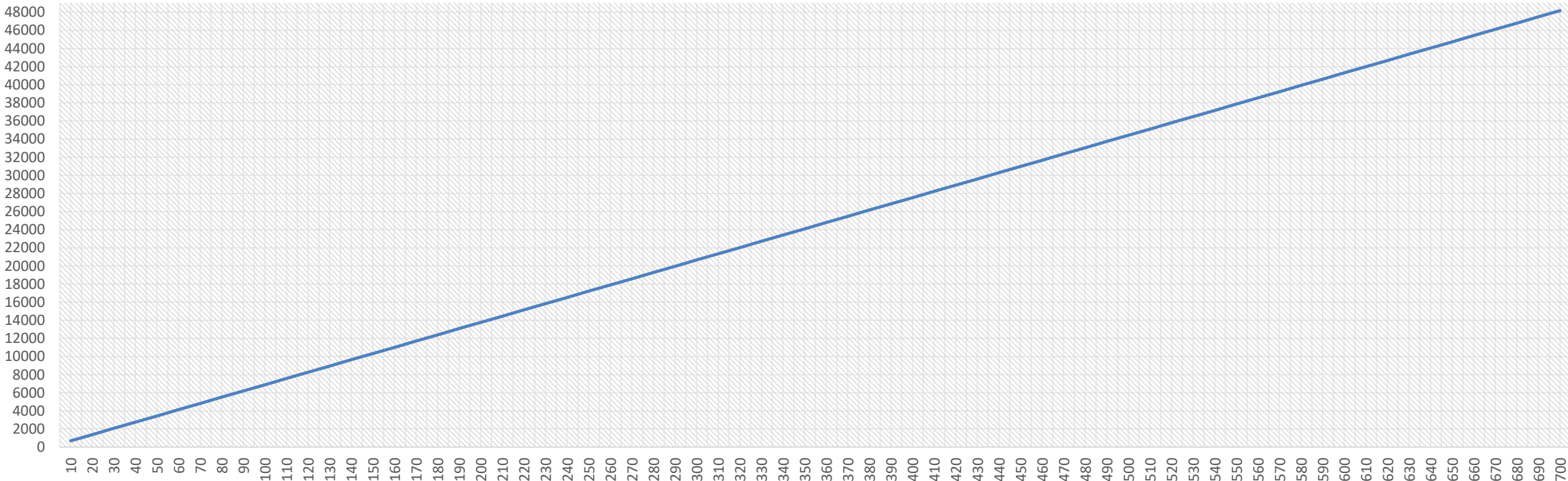
Hydraulic pressure (Bar)	Torque value (Nm)	Hydraulic pressure (Bar)	Torque value (Nm)	Hydraulic pressure (Bar)	Torque value (Nm)	Hydraulic pressure (Bar)	Torque value (Nm)	Hydraulic pressure (Bar)	Torque value (Nm)	Hydraulic pressure (Bar)	Torque value (Nm)	Hydraulic pressure (Bar)	Torque value (Nm)
10	330	110	3634	210	6937	310	10241	410	13544	510	16847	610	20151
20	661	120	3964	220	7268	320	10571	420	13874	520	17178	620	20481
30	991	130	4294	230	7598	330	10901	430	14205	530	17508	630	20812
40	1321	140	4625	240	7928	340	11232	440	14535	540	17839	640	21142
50	1652	150	4955	250	8259	350	11562	450	14865	550	18169	650	21472
60	1982	160	5285	260	8589	360	11892	460	15196	560	18499	660	21803
70	2312	170	5616	270	8919	370	12223	470	15526	570	18830	670	22133
80	2643	180	5946	280	9250	380	12553	480	15856	580	19160	680	22463
90	2973	190	6277	290	9580	390	12883	490	16187	590	19490	690	22794
100	3303	200	6607	300	9910	400	13214	500	16517	600	19821	700	23124

TWH430N Torque/Pressure Conversion Chart (Nm/Bar) Hex link AF Range 3.1/8" to 4.5/8" (80mm to 115mm)



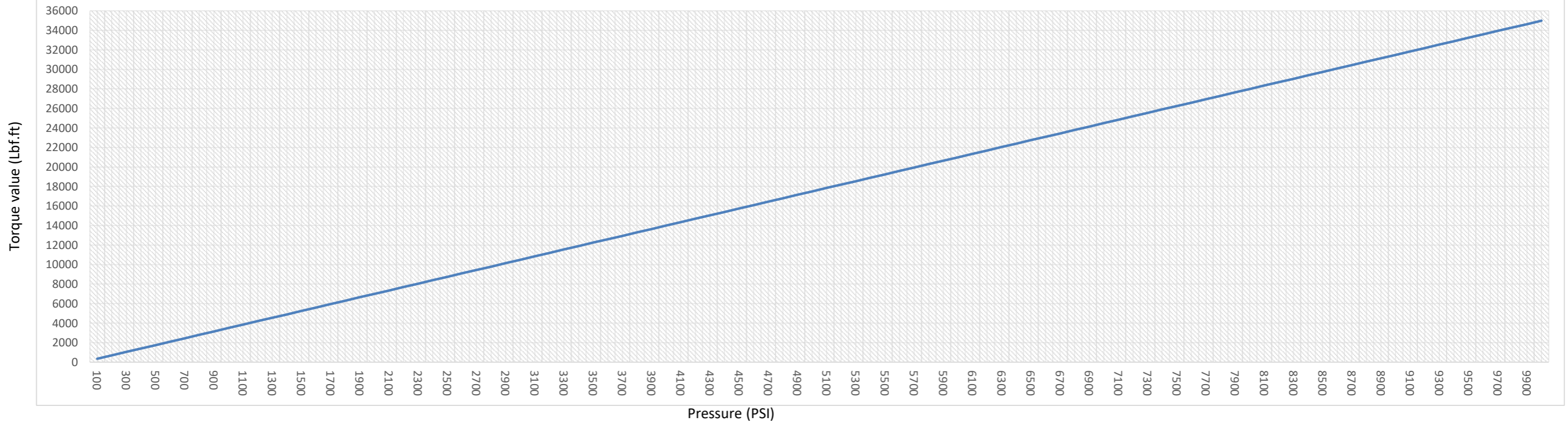
Hydraulic pressure (Bar)	Torque value (Nm)	Hydraulic pressure (Bar)	Torque value (Nm)	Hydraulic pressure (Bar)	Torque value (Nm)	Hydraulic pressure (Bar)	Torque value (Nm)	Hydraulic pressure (Bar)	Torque value (Nm)	Hydraulic pressure (Bar)	Torque value (Nm)	Hydraulic pressure (Bar)	Torque value (Nm)
10	626	110	6882	210	13138	310	19394	410	25650	510	31906	610	38162
20	1251	120	7507	220	13763	320	20019	420	26275	520	32531	620	38787
30	1877	130	8133	230	14389	330	20645	430	26901	530	33157	630	39413
40	2502	140	8758	240	15014	340	21270	440	27526	540	33782	640	40038
50	3128	150	9384	250	15640	350	21896	450	28152	550	34408	650	40664
60	3754	160	10010	260	16266	360	22522	460	28778	560	35034	660	41290
70	4379	170	10635	270	16891	370	23147	470	29403	570	35659	670	41915
80	5005	180	11261	280	17517	380	23773	480	30029	580	36285	680	42541
90	5630	190	11886	290	18142	390	24398	490	30654	590	36910	690	43166
100	6256	200	12512	300	18768	400	25024	500	31280	600	37536	700	43792

TWH430N Torque/Pressure Conversion Chart (Nm/Bar) Hex link AF Range 5" to 6.7/8" (130mm to 175mm)



Hydraulic pressure (Bar)	Torque value (Nm)	Hydraulic pressure (Bar)	Torque value (Nm)	Hydraulic pressure (Bar)	Torque value (Nm)	Hydraulic pressure (Bar)	Torque value (Nm)	Hydraulic pressure (Bar)	Torque value (Nm)	Hydraulic pressure (Bar)	Torque value (Nm)	Hydraulic pressure (Bar)	Torque value (Nm)
10	688	110	7571	210	14454	310	21337	410	28220	510	35103	610	41986
20	1377	120	8260	220	15143	320	22026	420	28909	520	35792	620	42675
30	2065	130	8948	230	15831	330	22714	430	29597	530	36480	630	43363
40	2753	140	9636	240	16519	340	23402	440	30285	540	37168	640	44051
50	3442	150	10325	250	17208	350	24091	450	30974	550	37857	650	44740
60	4130	160	11013	260	17896	360	24779	460	31662	560	38545	660	45428
70	4818	170	11701	270	18584	370	25467	470	32350	570	39233	670	46116
80	5506	180	12389	280	19272	380	26155	480	33038	580	39921	680	46804
90	6195	190	13078	290	19961	390	26844	490	33727	590	40610	690	47493
100	6883	200	13766	300	20649	400	27532	500	34415	600	41298	700	48181

TWH430N Torque/Pressure Conversion Chart (Lbf.ft/PSI) Hex link AF Range 5" to 6.7/8" (130mm to 175mm)



Hydraulic pressure (PSI)	Torque value (Lbf.ft)	Hydraulic pressure (PSI)	Torque value (Lbf.ft)	Hydraulic pressure (PSI)	Torque value (Lbf.ft)	Hydraulic pressure (PSI)	Torque value (Lbf.ft)	Hydraulic pressure (PSI)	Torque value (Lbf.ft)	Hydraulic pressure (PSI)	Torque value (Lbf.ft)	Hydraulic pressure (PSI)	Torque value (Lbf.ft)	Hydraulic pressure (PSI)	Torque value (Lbf.ft)	Hydraulic pressure (PSI)	Torque value (Lbf.ft)
100	350	1100	3848	2100	7347	3100	10845	4100	14344	5100	17842	6100	21341	7100	24839	8100	28338
200	700	1200	4198	2200	7697	3200	11195	4200	14694	5200	18192	6200	21691	7200	25189	8200	28688
300	1050	1300	4548	2300	8047	3300	11545	4300	15044	5300	18542	6300	22041	7300	25539	8300	29038
400	1399	1400	4898	2400	8396	3400	11895	4400	15393	5400	18892	6400	22390	7400	25889	8400	29387
500	1749	1500	5248	2500	8746	3500	12245	4500	15743	5500	19242	6500	22740	7500	26239	8500	29737
600	2099	1600	5598	2600	9096	3600	12595	4600	16093	5600	19592	6600	23090	7600	26589	8600	30087
700	2449	1700	5947	2700	9446	3700	12944	4700	16443	5700	19941	6700	23440	7700	26938	8700	30437
800	2799	1800	6297	2800	9796	3800	13294	4800	16793	5800	20291	6800	23790	7800	27288	8800	30787
900	3149	1900	6647	2900	10146	3900	13644	4900	17143	5900	20641	6900	24140	7900	27638	8900	31137
1000	3499	2000	6997	3000	10496	4000	13994	5000	17493	6000	20991	7000	24490	8000	27988	9000	31487